

DOOR | Since 2004



Add: 1908 T2 tower, Ruihong CA, 118 Feihong Rd, Shanghai, China
Tel: +86 21 55151611, 65081808
Fax: +86 21 55159770
Email: webmaster@kangton.com
Web: www.kangton.com



DOOR



Company Introduction

Kangton Industry, Inc. is a superior supplier of door in China. Since 2004, we've been sharing good markets worldwide. Our strengths are commercial wooden door, laminate door and wood veneer door. We provide one stop door solution to clients, including interior, exterior, and the fire rated door.

With CE, Intertek, SGS, and FSC certificates, our doors are successfully accepted by big brand, real estate, developer and wholesale company all over the world. You can find our doors in different projects in North America, Europe, Australia, Southeast Asia, South America, Mid-East and Africa.

Kangton select our strategic partners with international quality standard. We strictly control the quality and provide inspection during production and before loading. All our clients will receive QC report with detailed photos of each shipment. We are responsible for powerful competitive price, top quality and developing new product. Our experienced consultant team will ensure our clients completely be leadership in the market.

One Stop DDP service is available, includes shipping, tax, duty, to door charges. Our aim is to create extra value to our clients and develop together.

Whatever you need for doors, we believe you can find the best in Kangton.

2004

Since



INTERIOR DOOR



FLUSH SERIES



KDFP00

KDFP40A

KDFP41A

KDFP40A-M



KDFP12A

KDFP32A

KDFP52A

KDFP41G



SHAKER SERIES



KDP01A-S

KDF02A-S

KDP03D-S

KDP05C-S



KDP03C-S

KDP03C-G

KDP02-R

KDP03-R

Height	78",80",82"84"86",96"
Width	24",26",28"30"32",34"36"
Thickness	25mm,35mm,40mm,45mm,50mm
Design	Flush,Grooved,Shaker, Raised panel, Glasses

WOOD VENEER SERIES



KDFV00-1



KDFV00-2




KDFV00-3



KDFV00-4



KDFV40-1



KDFV40-2




KDFV40-3




KDFV40-4


More color option




KC4001




KC4002



KC4003



KC4004



KC4005

LAMINATE SERIES

Melamine



KDM00-1

KDM40-1

KDM00-2

KDM00-3

HPL




KDH00-1

KDH00-2

KDH00-3

KDH00-4

More color option



KT3366-Z

KT3605-S

KT3424-S

KT3618-Z



KT3686-Y



KT3687-Q



KT3619-Z



KT3682-Y



FIRE RATED DOOR

The top level fire rated infilling, board and glue can assure 30mins, 45mins, 60mins, 90mins and 120mins fire rated effects.
Thickness: 45mm, 50mm, 60mm, 70mm



KDF41G

KDF41

KTSS-5003

KTSS-5004



KTSS-0001

KDF00A

KDF11B

KDF40B



Wooden Fire Proof Door Structure

- Hinges
- Fire proof handle
- Decorative adhesive strip
- High quality panel
- Solid wood edge banding
- Fire retardant wood skeleton
- Fire retardant core board



Steel fire-Proof Door Structure

- Hinges
- Fire retardant expansive plastic seal
- Super strong circular lock
- Door surface
- Infilled fire resistant core board
- High quality stainless steel doorsill
- Super thick steel plate

EXTERIOR DOOR



Entrance



Pivot



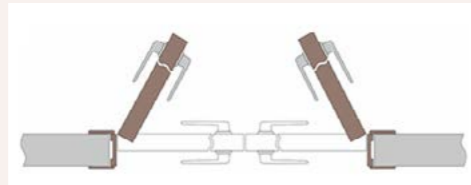
Fiberglass



CONFIGURATIONS



DOUBLE SWING



This is the most common and popular entryway configuration, consisting of two door slabs, matching jambs and casings, extensions (if necessary), hinges, a lock, and a handle (single- or double-sided). Double magnetic catches are used in closet openings to keep the shutters closed. In inter-room doorways, one slab is usually fixed with a flush bolt, while the other is the active slab. An astragal is used to seal a small gap between the two shutters, a vertical molding attached to one or both swinging doors against which the other door seals when closed.



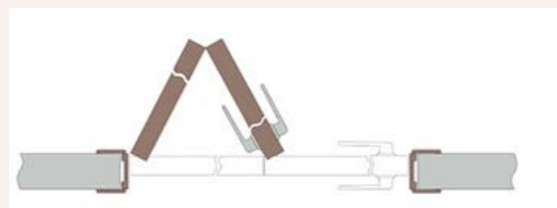
DOUBLE POCKET



A bi-fold door is a type of door that opens by sliding the panels and folding them up. It optimizes floor space since it requires half the amount of room needed by swinging ones. Additionally, it provides an opportunity to create an unusual interior design. Bi-fold door units are commonly used in closets.



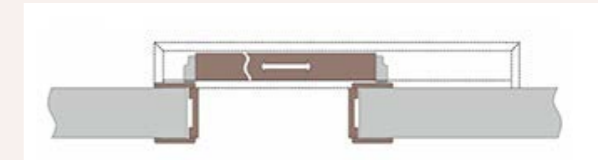
BIFOLD SYSTEM



A bi-fold door is a type of door that opens by sliding the panels and folding them up. It optimizes floor space since it requires half the amount of room needed by swinging ones. Additionally, it provides an opportunity to create an unusual interior design. Bi-fold door units are commonly used in closets.



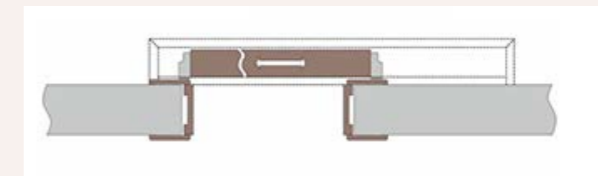
BYPASS SYSTEM



A bypass door is a sliding one that opens horizontally by having one door slide in front of the other parallel to a wall. It's a popular choice for closet openings and can be used instead of bi-fold systems. Our bypass entry units have high-quality tracks and modern flush pulls.



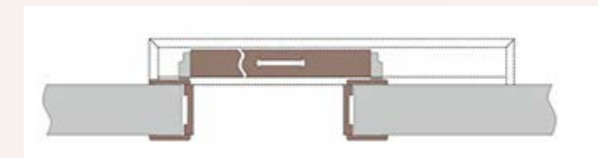
BARN SYSTEM



The Barn System is a contemporary alternative to traditional swinging doors. It allows for an entrance to slide along a wall on exceptional guides, utilizing roller systems and a rail mechanism with a stopper intended for hinged single-door panels situated in the design's top part. This system does not use a threshold, allowing for a whole door opening that gives the impression of complete space. It is practical and convenient for disabled individuals or for cleaning the room.



INVISIBLE SYSTEM



The Barn System is a contemporary alternative to traditional swinging doors. It allows for an entrance to slide along a wall on exceptional guides, utilizing roller systems and a rail mechanism with a stopper intended for hinged single-door panels situated in the design's top part. This system does not use a threshold, allowing for a whole door opening that gives the impression of complete space. It is practical and convenient for disabled individuals or for cleaning the room.

ACCESSORIES

The top quality door request the same level hardware accessories. No matter stainless steel 304 or 201 hinges, knob lock, handle lock, seperated lock, even fire rated UL certificated lock. Including door stopper, closer, peephole, you can get them all here.



LOCK201B



LOCK505



LOCK504



LOCK201



LOCK204



LOCK101



HINGE201



HINGE101



LOCK614



HANDLE221




TP221



CLOSER101

DOOR FRAME

Door jambs and architrave will decorate door leaf to a finished set of door. Simple door jambs, and adjustable door frame are the most popular frame. Except that, 100% waterproof WPC frame is more and more popular recent years.



Simple Door Frame



White Adjustable Door Frame



Wood Veneer Door Frame



Fire Rated Door Frame

